

Description

- Programmable custom instrument in various types (from ITE to CIC)
- Optimized Solution for mild to moderate hearing loss
- 4 adjustable compression channels with 1 configurable cross over frequency
- 4 individual hearing programs for microphone and/or telecoil
- Highspeed automatic feedback cancellation
- Adaptive noise reduction
- Professional and efficient fitting with new workflow oriented CONNEXX™ software

Amplifier

- Fully digital 4-channel amplifier

Standard Features

- Alert tones for low battery voltage

Options

- High performance directional microphone (TwinMic for IT/ITE and CT/ITC/HS)
- Autophone (except CIC)
- Programmable ON/OFF function for push button
- Push button for program selection with alerting tones for program change
- Wax guard option and various shell and venting types
- Programmable volume control

Accessories

- Vent inserts
- Consumable material and cleaning tools for wax guard system



CIC



CS/MC



CT/ITC/HS



IT/ITE

INTUIS CUSTOM Technical Data

Type	IT/ITE			CT/ITC/HS		
Matrix	118/50	123/55	123/60	113/40	118/45	118/50
Options						
VC	Yes	Yes	Yes	Yes	Yes	Yes
Programs	4	4	4	4	4	4
Telecoil	Yes	Yes	Yes	Yes	Yes	Yes
TwinMic AI-DI ¹	4.9	4.9	4.9	4.9	4.9	4.9
Ear simulator IEC 118-0/A1						
Peak OSPL ² 90/FOG ³	131/60	131/65	131/70	122/51	129/55	129/61
RTF 2.5 kHz (dB) OSPL 90/FOG	131/52	130/55	130/54	120/38	126/42	126/48
2 ccm coupler IEC 118-7/A1						
Peak OSPL 90/FOG	118/50	123/55	123/60	113/40	118/45	118/50
Current (mA)	0.6	0.6	0.6	0.6	0.6	0.6
2 ccm coupler IEC 60118-7:2005; ANSI S3.22-2003						
HFA ⁴ - OSPL 90/HFA-FOG	115/44	119/47	118/53	108/34	114/38	115/44
Current (mA)	0.6	0.6	0.6	0.6	0.6	0.6
Battery						
Batterytype	13	13	13	312	312	312
Battery life (h)	~ 375	~ 375	~375	~207	~207	~207

Type	CS/MC		CIC	
Matrix	113/40	113/47	113/40	113/47
Options				
VC	Yes	Yes	–	–
Programs	4	4	1	1
Telecoil	Yes	Yes	–	–
TwinMic AI-DI	–	–	–	–
Ear simulator IEC 118-0				
Peak OSPL 90/FOG	122/50	122/57	122/51	121/57
RTF 2.5 kHz (dB) OSPL 90/FOG	120/39	120/45	121/38	119/45
2 ccm coupler IEC 118-7				
Peak OSPL 90/FOG	113/40	113/47	113/40	113/47
Current (mA)	0.6	0.6	0.6	0.6
2 ccm coupler IEC 60118-7:2005; ANSI S3.22-2003				
HFA- OSPL 90/HFA-FOG	108/34	109/42	110/33	109/42
Current (mA)	0.6	0.6	0.6	0.6
Battery				
Batterytype	10	10	10	10
Battery life (h)	~100	~100	~100	~100

¹ AI-DI, AI = **A**rticulation **I**ndex DI = **W**eighted **D**irectivity **I**ndex

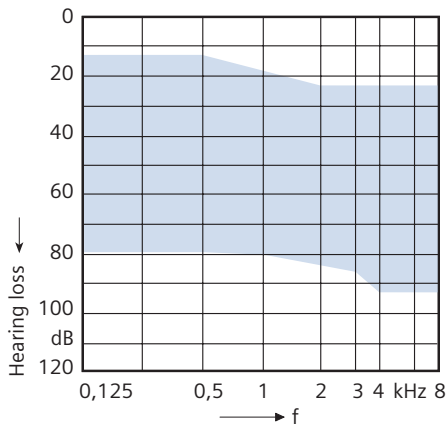
² OSPL = **O**utput **S**ound **P**ressure **L**evel in dB SPL

³ FOG = **F**ull-**o**n **G**ain in dB

⁴ HFA = **H**igh **F**requency **A**verage

INTUIS CUSTOM IT Basic Data

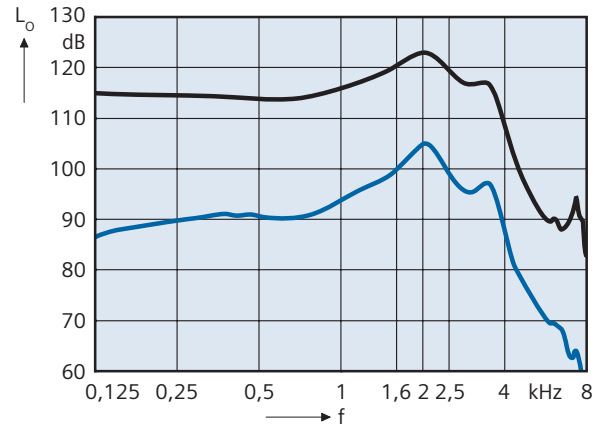
Fitting Range 123/55



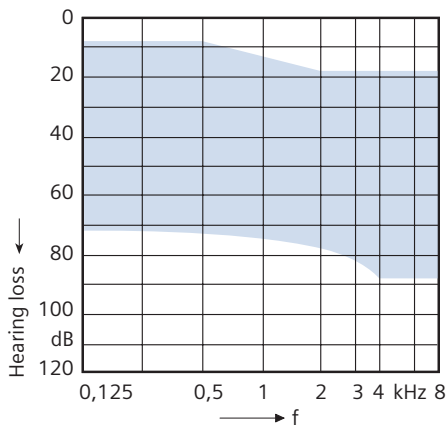
Output Sound Pressure Level 123/55

Full-on Gain 123/55

IEC 118-7/A1; IEC 60118-7:2005; ANSI S3.22-2003



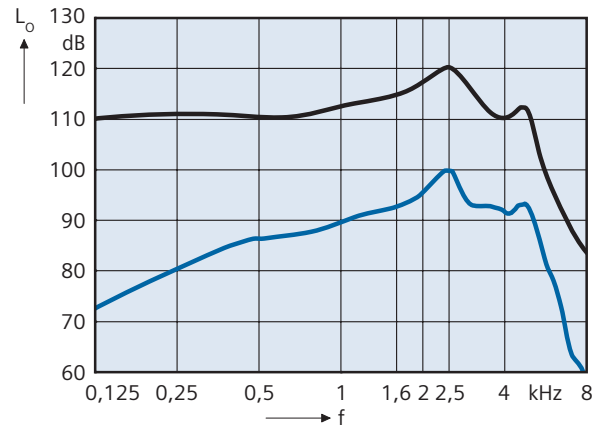
Fitting Range 118/50



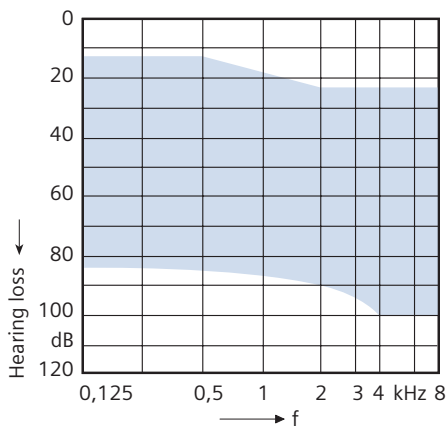
Output Sound Pressure Level 118/50

Full-on Gain 118/50

IEC 118-7/A1; IEC 60118-7:2005; ANSI S3.22-2003



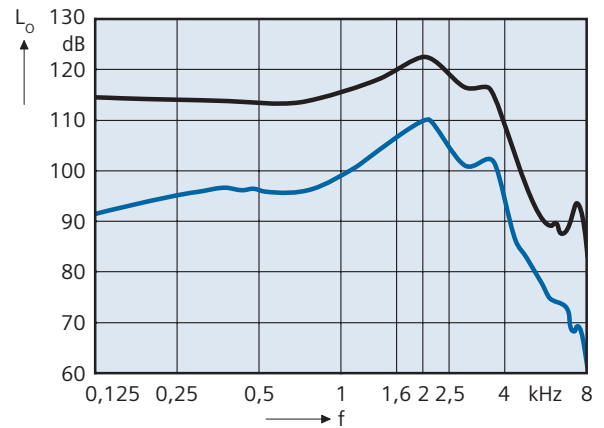
Fitting Range 123/60



Output Sound Pressure Level 123/60

Full-on Gain 123/60

IEC 118-7/A1; IEC 60118-7:2005; ANSI S3.22-2003

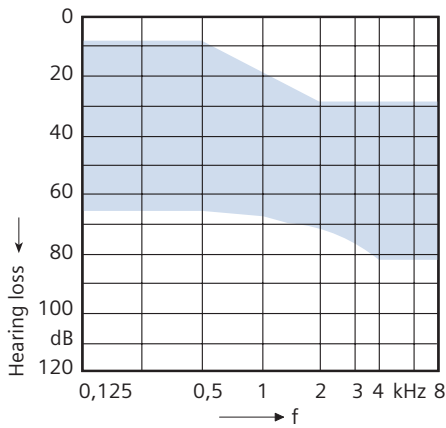


Output Sound Pressure Level, $L_1 = 90$ dB

Full-on Gain, $L_1 = 50$ dB

INTUIS CUSTOM CT Basic Data

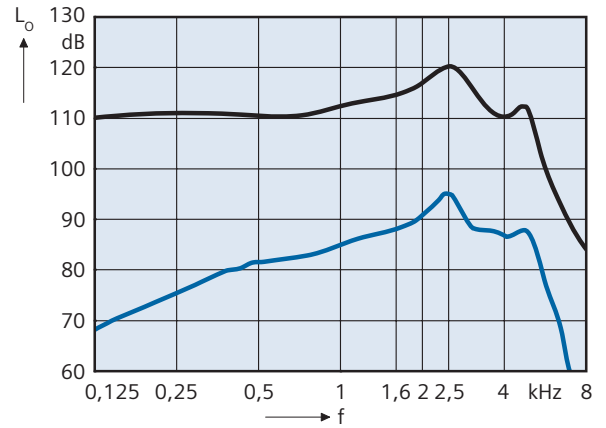
Fitting Range 118/45



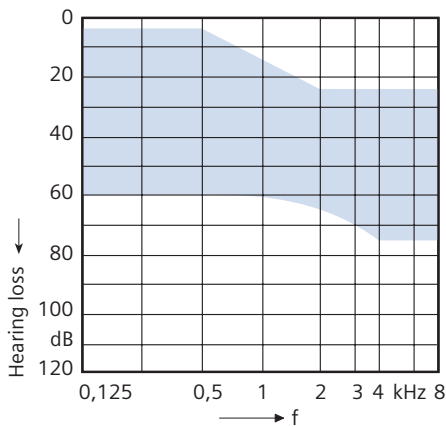
Output Sound Pressure Level 118/45

Full-on Gain 118/45

IEC 118-7/A1; IEC 60118-7:2005; ANSI S3.22-2003



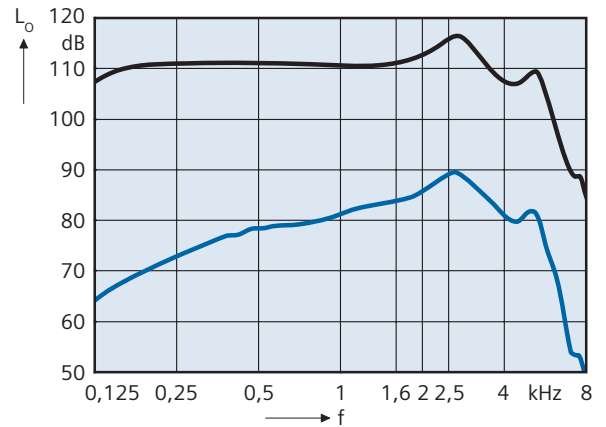
Fitting Range 113/40



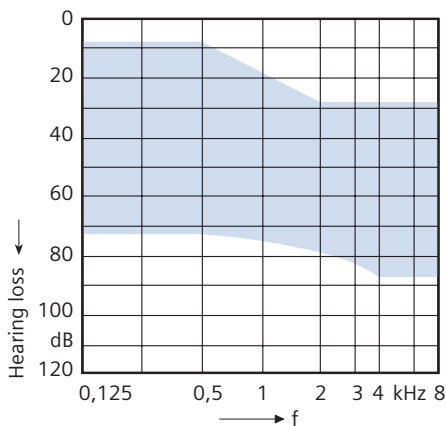
Output Sound Pressure Level 113/40

Full-on Gain 113/40

IEC 118-7/A1; IEC 60118-7:2005; ANSI S3.22-2003



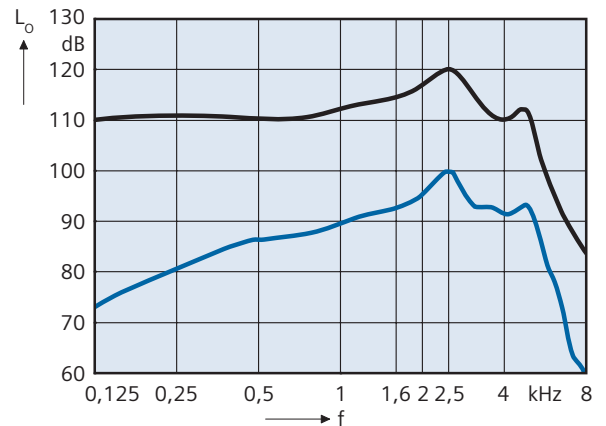
Fitting Range 118/50



Output Sound Pressure Level 118/50

Full-on Gain 118/50

IEC 118-7/A1; IEC 60118-7:2005; ANSI S3.22-2003

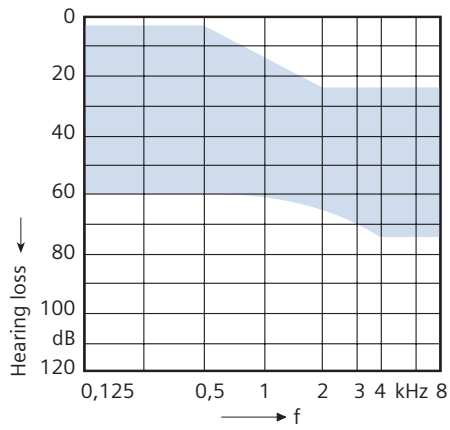


Output Sound Pressure Level, $L_1 = 90$ dB

Full-on Gain, $L_1 = 50$ dB

INTUIS CUSTOM CS Basic Data

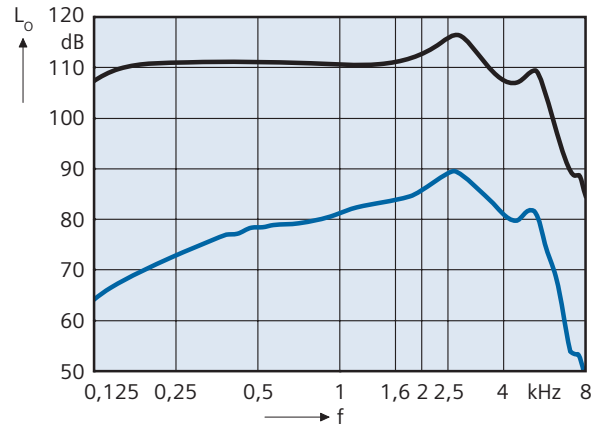
Fitting Range 113/40



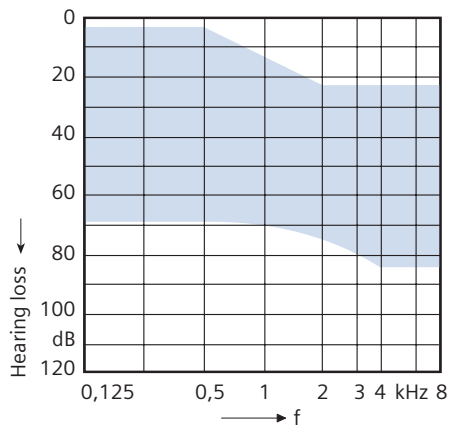
Output Sound Pressure Level 113/40

Full-on Gain 113/40

IEC 118-7/A1; IEC 60118-7:2005; ANSI S3.22-2003



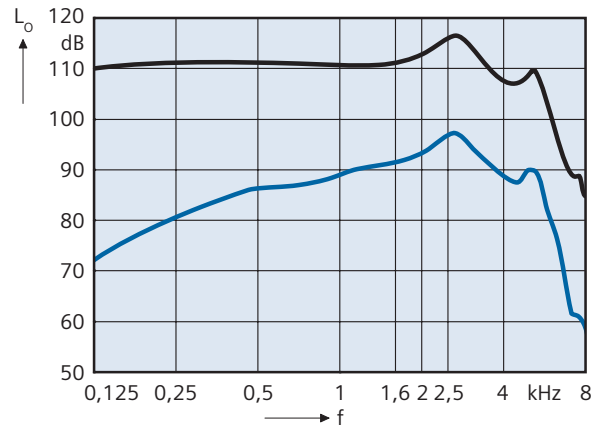
Fitting Range 113/47



Output Sound Pressure Level 113/47

Full-on Gain 113/47

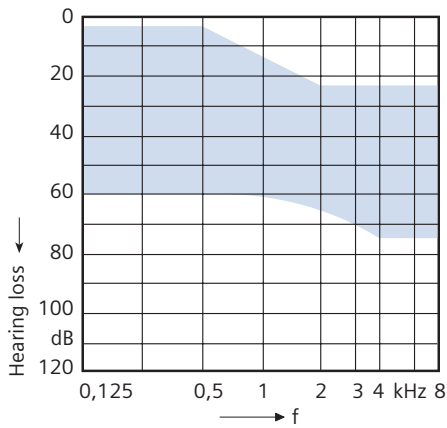
IEC 118-7/A1; IEC 60118-7:2005; ANSI S3.22-2003



Output Sound Pressure Level, $L_i = 90$ dB
Full-on Gain, $L_i = 50$ dB

INTUIS CUSTOM CIC Basic Data

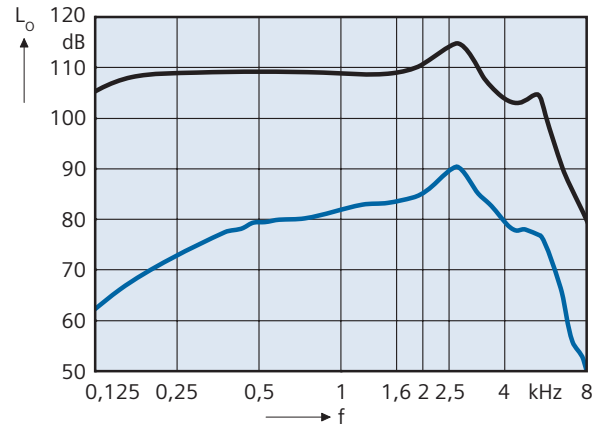
Fitting Range 113/40



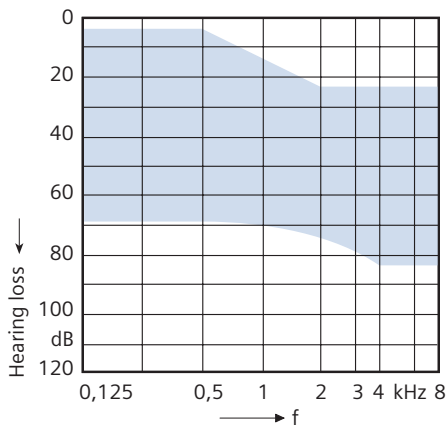
Output Sound Pressure Level 113/40

Full-on Gain 113/40

IEC 118-7/A1; IEC 60118-7:2005; ANSI S3.22-2003



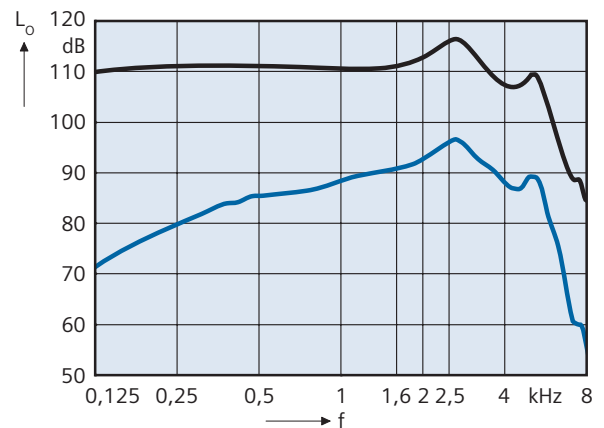
Fitting Range 113/47



Output Sound Pressure Level 113/47

Full-on Gain 113/47

IEC 118-7/A1; IEC 60118-7:2005; ANSI S3.22-2003



Output Sound Pressure Level, $L_1 = 90$ dB
Maximum Gain, $L_1 = 50$ dB